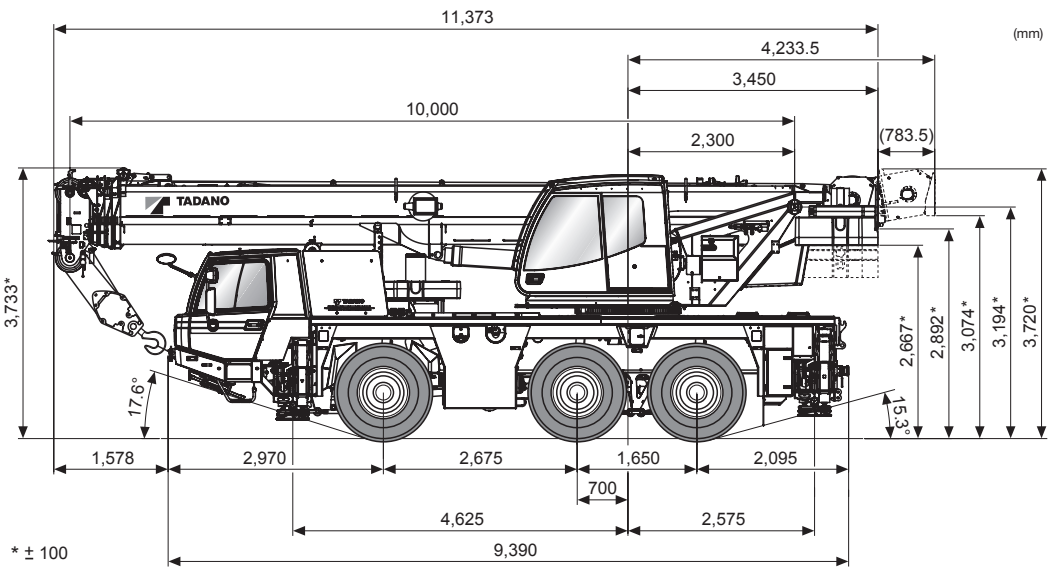


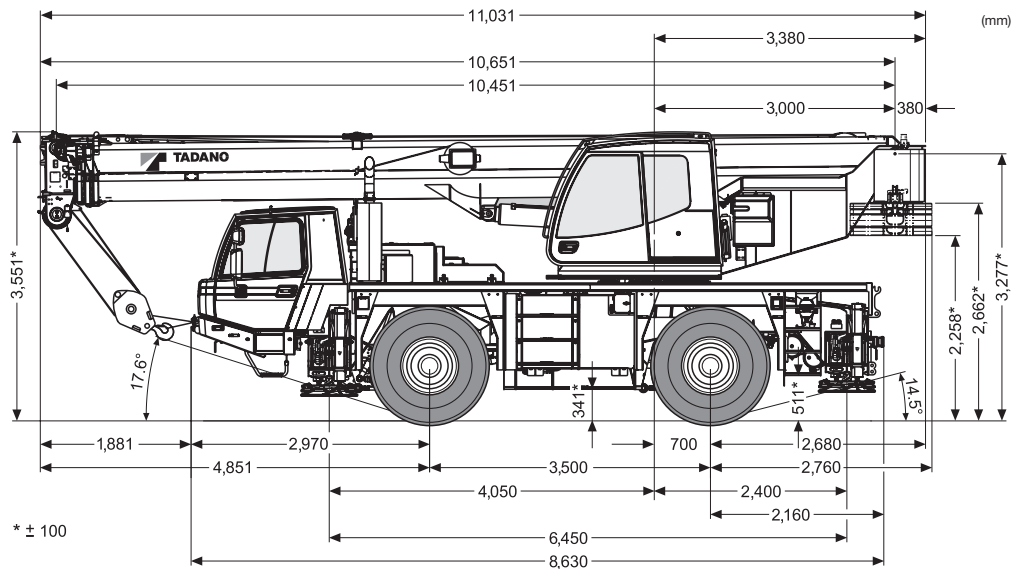
ATF 50G-3

EUROMOT 3B



ATF 40G-2

EUROMOT 3A



**TADANO FAUN GmbH**  
Faunberg 2, 91207, Lauf a.d. Pegnitz, Germany  
Phone: +49-9123-185-0 Fax: +49-9123-3085  
<https://www.tadanofaun.de/> E-mail: [info@tadanofaun.de](mailto:info@tadanofaun.de)

**TADANO LTD.** (International Sales Division)  
4-12, Kamezawa 2-chome, Sumida-ku Tokyo 130-0014, Japan  
Phone: +81-3-3621-7750 Fax: +81-3-3621-7785  
<http://www.tadano.com/> E-mail: [info@tadano.com](mailto:info@tadano.com)



Lifting your dreams

ALL TERRAIN CRANE

ATF 50G-3

50 METRIC TON CAPACITY EUROMOT 3B

ATF 40G-2

40 METRIC TON CAPACITY EUROMOT 3A

ALL  
TERRAIN  
CRANE



Photo: ATF 50G-3



# The individual rich lineup of the compact All Terrain Cranes

The sophisticated drive concept of the all terrain crane means that it can be transported for use by road in an incredibly cost-efficient manner while still maintaining optimal good terrain mobility on construction sites. Every single TADANO all terrain crane available worldwide is developed and manufactured on our site in Lauf an der Pegnitz and therefore has the "Made-in-Germany" quality seal.



Photo: ATF 50G-3




## ATF 50G-3 EUROMOT 3B

The ATF 50G-3 is a powerful three-axle crane with a single-engine superstructure. Its short 10 m base boom and overhang of only 1.5 m make it excellent for operations in halls and narrow spaces. Coupled with 445/95 R 25 tires, a 7.0 t counterweight, 9.0 m / 16.0 m boom extensions within 12 t axle loads and other taxi aspects, this is an incredibly flexible machine.



## ATF 40G-2 EUROMOT 3A

The ATF 40G-2 is a powerful yet compact two-axle crane that is quick to deploy in a wide range of applications. Tasks such as rigging other cranes and lifting smaller objects are its main applications. Reliable, flexible and economical, the AFT 40G-2 can be driven on-road in its 12 t axle load configuration with a 1.4 t counterweight, 445/95 R 25 tires and 9.0 m boom extension.



Maximum lifting capacity:  
50,000 kg at 2.5 m  
Maximum boom length:  
40.0 m  
Maximum jib length:  
16.0 m  
Maximum lifting height:  
41.0 m ( boom )  
57.5 m ( boom + jib )  
Maximum load radius:  
38.0 m ( boom )  
46.0 m ( boom + jib )  
Maximum weight of counterweight:  
10.0 t  
Extension width of outriggers:  
6.3 / 4.3 m

ATF 50G-3

Optional:  
Tiltable fly jib



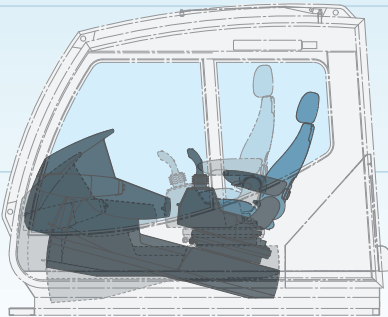
Maximum lifting capacity:  
40,000 kg at 2.5 m  
Maximum boom length:  
35.2 m  
Maximum jib length:  
9.0 m  
Maximum lifting height:  
36.5 m ( boom )  
45.0 m ( boom + jib )  
Maximum load radius:  
32.0 m ( boom )  
38.0 m ( boom + jib )  
Maximum weight of counterweight:  
6.5 t  
Extension width of outriggers:  
6.0 / 4.3 m

ATF 40G-2

Optional:  
Tiltable fly jib



Crane cabin



**Adjusting seat tilt** \*ATF 50G-3  
The seat can be tilted for 15°. It is useful when performing a high lifting worksuch as a jib lift.



# Crane

## The ultimate boom for the all terrain crane

The rounded boom is made of high tensile steel, which allows for decreased boom weight and increased boom strength.


## Operator comfort

The crane cab provides improved livability and offers the operator a more comfortable working environment.



The high performance moment limiter comes standard and aids the operator in maintaining safe operation.

## Automatic moment limiter [AML]

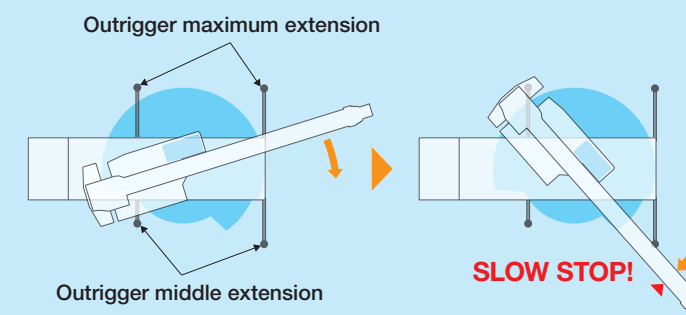


Tadano's AML is easy to use, innovative in design, displays important information to the operator and enables the operator to preset a custom working environment. For example, the AML shows the boom angle, boom length, load radius, operating pressure of the elevating cylinder, the extension width of the outriggers, slewing position, rated lifting capacity and present hook load. These features allow the AML to move seamlessly through all lifting operations without having to change configurations or input new codes to make the lift. The AML safety features provide both audio and visual warnings. When an operation approaches the load limit, Tadano's slow stop function engages to avoid shock loads.

## Control of asymmetric extension width of outriggers

When operating the crane with the asymmetric outriggers extended, the AML automatically detects the extension width of outriggers at the front and rear, and to the left and right of the crane to allow maximum work capacity in each area. When slewing the boom from the longer outrigger area to the shorter outrigger area, the AML automatically detects the motion and displays the maximum capacity depending on each of the extension widths of outriggers, and brings the motion to a slow stop before it reaches the limits of the allowed capacity.

Therefore, even in the case of operator error, the AML's slow stop function will help to minimize any safety risk.





Tadano's carriers boast highway speed capacity and maneuverability ideal for both on and off-road construction as well as industrial projects. These model can be access to confined job site because of their all wheel steering.



## Two-person, full-width cabin

The full-sized cabin accommodates two passengers, allows comfortable traveling for the operator.

## Automatic mechanical transmission

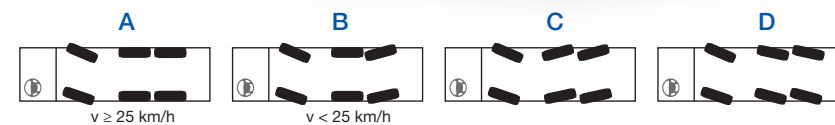


Photo: ATF 50G-3

## Steering modes

Hydraulic power steering.


### ATF 50G-3



### ATF 40G-2



## High performance engine



### ATF 50G-3

Mercedes-Benz  
6 cylinder model OM 926 LA  
(Euromot III B / EPA Tier 4i)  
Rated: 240 kW (326 PS) at 2,200 min<sup>-1</sup>  
Torque: 1,300 Nm (132.5 kpm) at 1,300 - 1,600 min<sup>-1</sup>



### ATF 40G-2

Mercedes-Benz  
6 cylinder model OM 906 LA  
(Euromot III A / EPA III)  
Rated: 205 kW (279 PS) at 2,200 min<sup>-1</sup>  
Torque: 1,100 Nm (112 kpm) at 1,200 - 1,600 min<sup>-1</sup>

## Transmission

### ATF 50G-3

ZF-AS-Tronic 12 AS 2535 mechanical transmission with electro-pneumatically operated dry-type clutch and automatic gear shifting with 12 forward gears and 2 reverse gears. Power / Economy modes.

### ATF 40G-2

ZF Powershift transmission 6 WG 210 with integrated transfer case, hydrodynamic torque converter (with "lock-up" from 1st gear) and with 6 forward gears and 1 reverse gear.

		Max traveling speed	Overall length	Overall width	Overall height	Drive/steering
ATF 50G-3	 Tires: 445/95 R25 (16.00 R25)	85 km/h	11.37 m	2.66 m	3.73 m	6 x 6 x 6 
ATF 40G-2	 Tires: 385/95 R25 (14.00 R25)	85 km/h	11.03 m	2.55 m	3.55 m	4 x 4 x 4 