

TM-ZT820H Series

RATED LIFTING CAPACITIES

Crane strength rated capacities

TM-ZT824H											
• 4.31-m boom											
Load radius (m)	1.8 and below	2.25	3.1	3.5	4.06						
Rated lifting capacity (kg)	8,200	6,000	4,900	4,200	3,650						
• 7.19-m boom											
Load radius (m)	2.25 and below	3.1	3.5	4.0	4.5	5.0	6.0	6.94			
Rated lifting capacity (kg)	6,000	4,900	4,200	3,700	3,300	2,900	2,200	1,800			
• 10.05-m boom											
Load radius (m)	4.5 and below	5.0	6.0	7.0	8.0	9.0	9.8				
Rated lifting capacity (kg)	3,000	2,900	2,200	1,800	1,550	1,350	1,200				
• 12.91-m boom											
Load radius (m)	4.5 and below	5.0	6.0	7.0	8.0	9.0	10.0	11.0	12.66		
Rated lifting capacity (kg)	3,000	2,650	2,200	1,800	1,500	1,300	1,100	950	700		
TM-ZT825H											
• 4.4-m boom											
Load radius (m)	1.8 and below	2.25	3.1	3.5	4.15						
Rated lifting capacity (kg)	8,200	6,000	4,900	4,200	3,550						
• 7.28-m boom											
Load radius (m)	2.25 and below	3.1	3.5	4.0	4.5	5.0	6.0	7.03			
Rated lifting capacity (kg)	6,000	4,900	4,200	3,700	3,300	2,900	2,200	1,750			
• 10.16-m boom											
Load radius (m)	4.5 and below	5.0	6.0	7.0	8.0	9.0	9.91				
Rated lifting capacity (kg)	3,000	2,700	2,200	1,800	1,400	1,150	1,000				
• 13.04-m boom											
Load radius (m)	4.5 and below	5.0	6.0	7.0	8.0	9.0	10.0	11.0	12.0	12.7	
Rated lifting capacity (kg)	3,000	2,600	2,000	1,700	1,400	1,150	1,000	900	750	650	
• 15.92-m boom											
Load radius (m)	5.0 and below	6.0	7.0	8.0	9.0	10.0	11.0	12.0	13.0	14.0	15.67
Rated lifting capacity (kg)	2,600	2,000	1,650	1,400	1,150	1,000	900	750	650	550	450

NOTES FOR RATED LIFTING CAPACITIES :
 The mass of hook (90 kg), slings and all other similarly used load handling devices must be added to the mass of the load.
 The above numerical values of total rated loads are based on crane strength only. The total rated loads based on stability may be lower than those in the above table depending on the loading conditions and the types of the chassis.



Hydraulic Oil Cooler (OPTION)

Cools down hydraulic oil temperature for safe operation of hydraulic components and their longer service life. Saves costs of maintenance, repair, and part replacement. Possible causes of danger: if seals, hoses or cylinders are damaged, bursting hoses can cause injury to operators.



Lifting your dreams

TRUCK LOADER CRANE

TM-ZT820H

For Large Size Vehicles

CARGO CRANE



Note: Some specifications are subject to change




Tadano Ltd.
 KANDA SQUARE 18th Floor,
 2-2-1 Kanda-Nishikicho, Chiyoda-ku, Tokyo 101-0054, Japan
 Phone: +81-3-6811-7309
 www.tadano.com E-mail: info@tadano.com



TM-ZT820H Series

THREE-POINT SUPPORT SYSTEM (Equalizer Crane Support)

The equalizer crane support system protects the chassis frame by evenly distributing the load applied to the frame during vehicle traveling to prevent excessive stress from concentrating at any one point.



FULL CIRCLE, CONTINUOUS SLEWING

360-degree FULL CIRCLE, continuous rotation for more efficient operations.



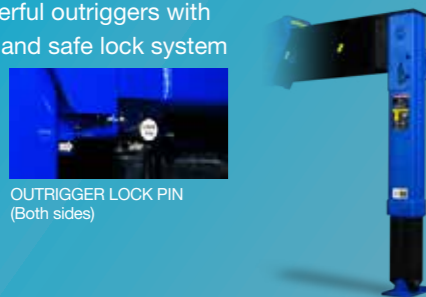
BIGGER HYDRAULIC TANK

A bigger size 90 L hydraulic tank is integrated with a crane frame for minimizing chassis modification.



STRONG OUTRIGGER WITH SAFETY LOCK


Strong 3.9 m width and powerful outriggers with box structure jacks, an easy and safe lock system together with new universal float. The lock system is one of the advanced reliable TADANO standard safety system.



OUTRIGGER LOCK PIN (Both sides)

BIGGER UNIVERSAL OUTRIGGER FLOAT

The universal float moves 360 degrees to fit to any ground for better stability with less ground pressure due to larger sized floats.



160 mm 305 mm

ELECTROSTATIC PAINTING

Our high deposit and efficient electrostatic painting method, which maintains the external appearance fine and beautiful, prevents the machine from rusting, and provides uniform painting quality equally at every corner.



OPERATION LEVER

High performance and quick response operation levers are located at lower reachable positions for safe and efficient operation. No need to ride on the crane or stretch your arm. In addition, they are equipped with auto accelerator features. When the boom telescoping lever, winch lever, boom elevating lever, boom swing lever, or jack lever is operated, the accelerator is activated automatically.



STRONG PENTAGONAL BOOM



TADANO's traditional strong pentagonal boom is thoroughly designed and well proven for its quality, strength and smoothness, with a rigid and fine-tuned telescoping boom providing comfortable crane operation.

AUTOMATIC SLEWING LOCK SYSTEM

The boom is locked securely to prevent accidental boom slewing out during driving.



HOOK IN

TADANO original HOOK IN system is equipped as standard and enhances work efficiency. First 10 t class with the HOOK IN system in the crane world.



ANTI-TWO-BLOCK FUNCTION

This function stops crane operation (hoisting up, boom elevation, and boom extension) when the hook block touches the weight, to prevent the hook block from hitting the boom head, and warns the operator with the buzzer.

CABLE FOLLOWER

The cable follower prevents disorderly cable (wire rope) winding by always pressing the cable onto the winch drum and puts the wire rope at a right position.



WINCH



An upgraded stronger winch motor provides a stable lifting operation.

TM-ZT820H Series

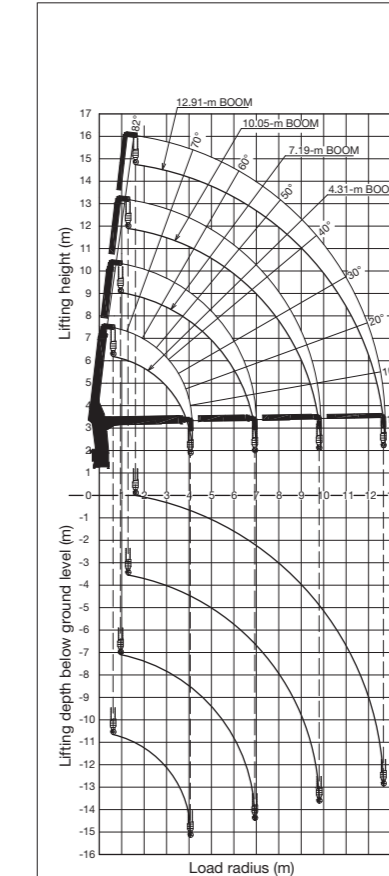
TECHNICAL SPECIFICATIONS

MODEL	TM-ZT824H	TM-ZT825H
MAXIMUM LIFTING CAPACITY	8,200 kg at 1.8 m (6-parts of line)	
BOOM	Fully powered partly synchronized telescoping boom of pentagonal box construction.	
Number of sections	4	5
Length	4.31 m-12.91 m	4.40 m-15.92 m
Extending speed	8.6 m / 34 s	11.5 m / 41 s
Elevating range/speed	1° to 82° / 17 s	
Max. lifting height*	Approx. 14.7 m*	Approx. 17.7 m*
Max. load radius*	12.66 m*	15.67 m*
WINCH	Hydraulic motor driven. Spur gear speed reduction, provided with mechanical brake and cable follower.	
Max. Single line pull	14.72 kN {1,500 kgf}	
Max. Single line speed	44 m/min. (at 4th layer)	
Wire rope (Diameter x length)	10 mm x 80 m	10 mm x 95 m
HOOK STOWING DEVICE	Mechanically stowed beneath boom top portion.	
SLEWING	Hydraulic motor driven. Worm gear speed reduction. Continuous 360° full circle slewing on ball bearing slew ring. Automatic slewing lock.	
Slewing speed	2.2 min ⁻¹ (rpm)	
OUTRIGGERS	Hydraulically extended sliders and hydraulically extended jacks. Integral with crane frame. Power up and down.	
Extension width	Max. : 3.9 m Mid. : 3.1 m Min. : 2.25 m	
HYDRAULIC SYSTEM	Single gear pump	
Pump	Multiple control valves with integral safety valves	
Control valves	Approx. 90 liters	
Oil tank capacity	Approx. 90 liters	
STANDARD SAFETY DEVICES	<ul style="list-style-type: none"> •Load meter •Load indicator •Over-winding alarm •Anti-two-block device •Hook safety latch •Hydraulic safety valves, check valves and holding valves •Level gauge 	
SUITABLE TRUCKS	Gross vehicle mass 25,000 kg or more	

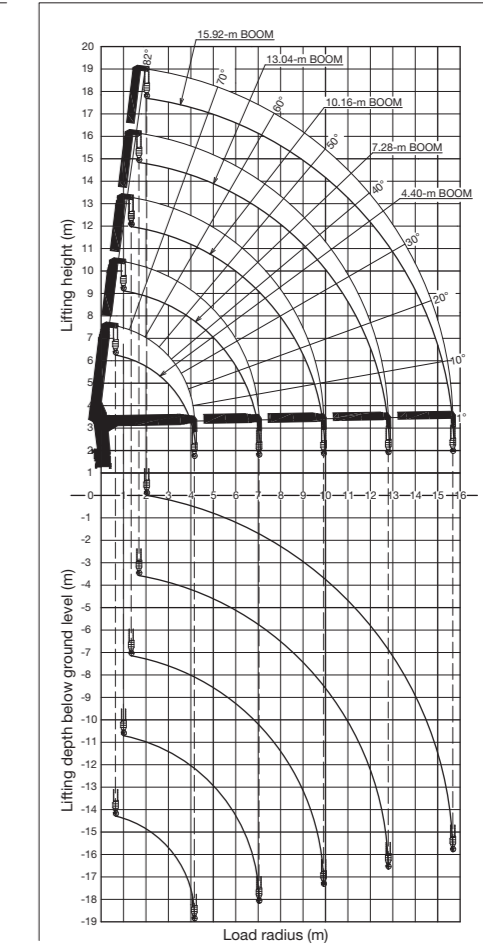
NOTES FOR TECHNICAL SPECIFICATION:
1. Operating speeds of the crane are guaranteed under the conditions that the pump delivery is 60 L/min. 2. *No allowance included for boom deflection under loaded conditions.

WORKING RANGE

TM-ZT824H



TM-ZT825H



NOTES FOR WORKING RANGE:
Boom deflection, and subsequent radius and boom angle change must be accounted for when applying load to hook. The underground working range is based on the 4-parts of line setting.

Note: The picture shows 6 part lines for 8.2 ton lifting condition. 6 part line is necessary for 8.2 ton load lifting only. Normally use 4 part lines for Maximum 5 ton lifting.